

# GRUPPO RENAULT ITALIA

## I SEMESTRE 2019

*Roma, 8 Luglio 2019*

# 01

RISULTATI  
GRUPPO RENAULT ITALIA  
I SEMESTRE 2019

# IL GRUPPO RENAULT ITALIA

**GROUPE RENAULT**



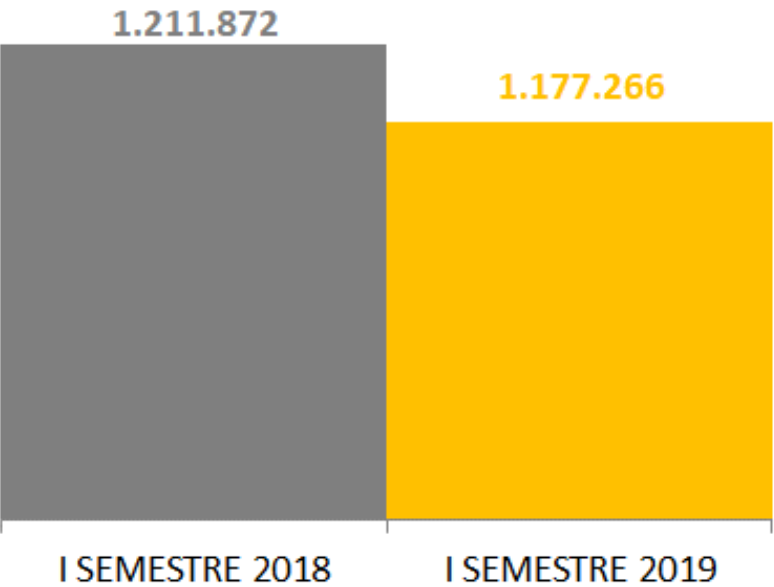
**800 DIPENDENTI**

RETE GRUPPO RENAULT  
84 CONCESSIONARIE e 593 SITI R2  
OLTRE 7.300 DIPENDENTI



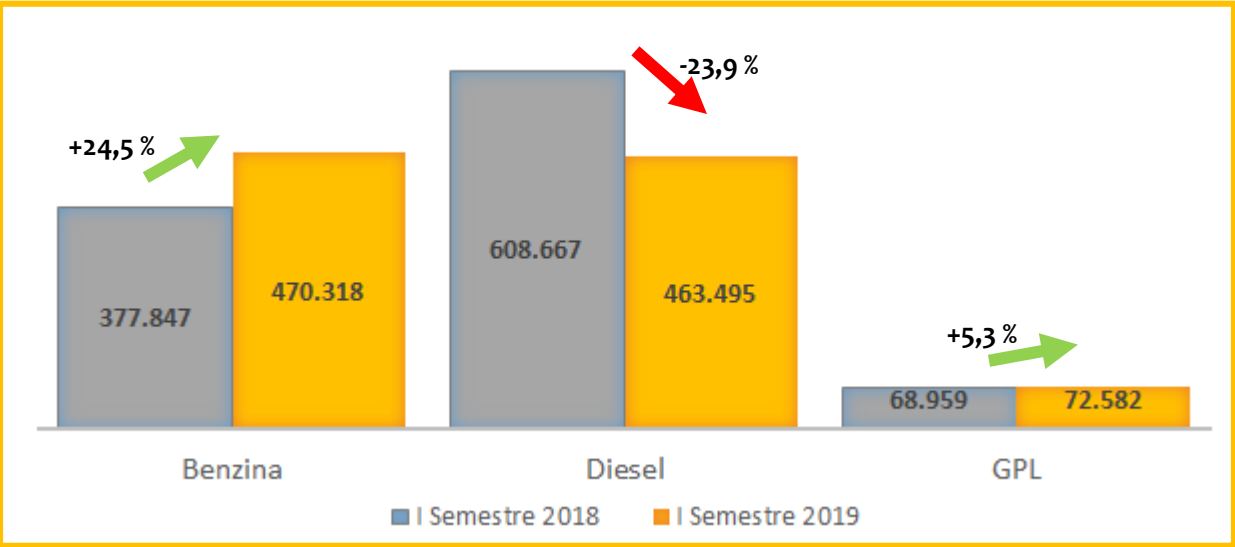
**OLTRE 8.100 PERSONE  
AL SERVIZIO DEL CLIENTE**

**GROUPE RENAULT**

# MERCATO ITALIA (AUTOVETTURE + VEICOLI COMMERCIALI)




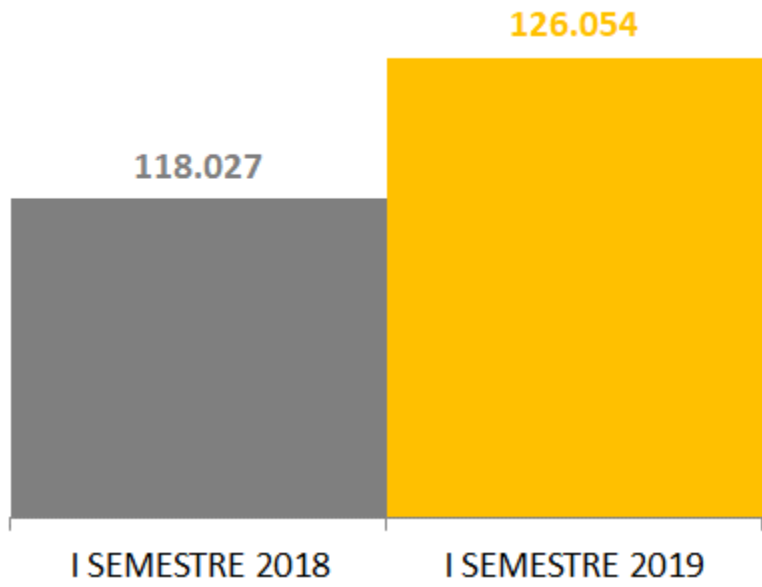
## Focus Alimentazione -Autovetture




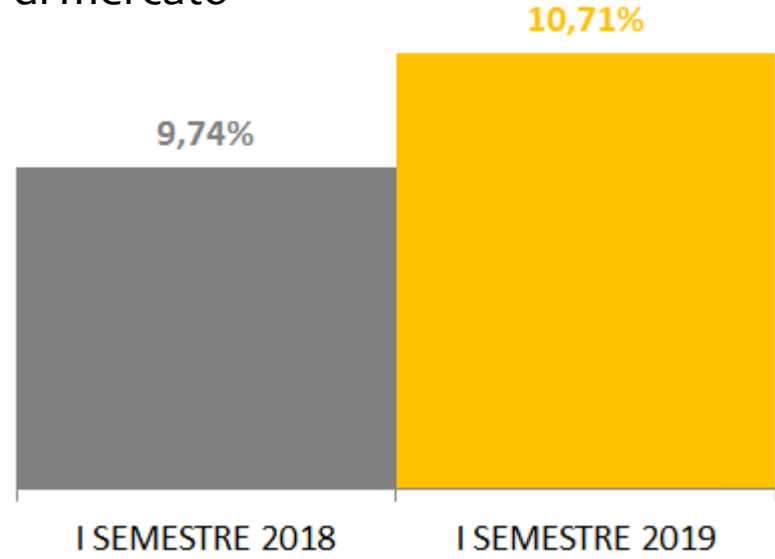
# IMMATRICOLAZIONI GRUPPO RENAULT (AUTOVETTURE + VEICOLI COMMERCIALI)



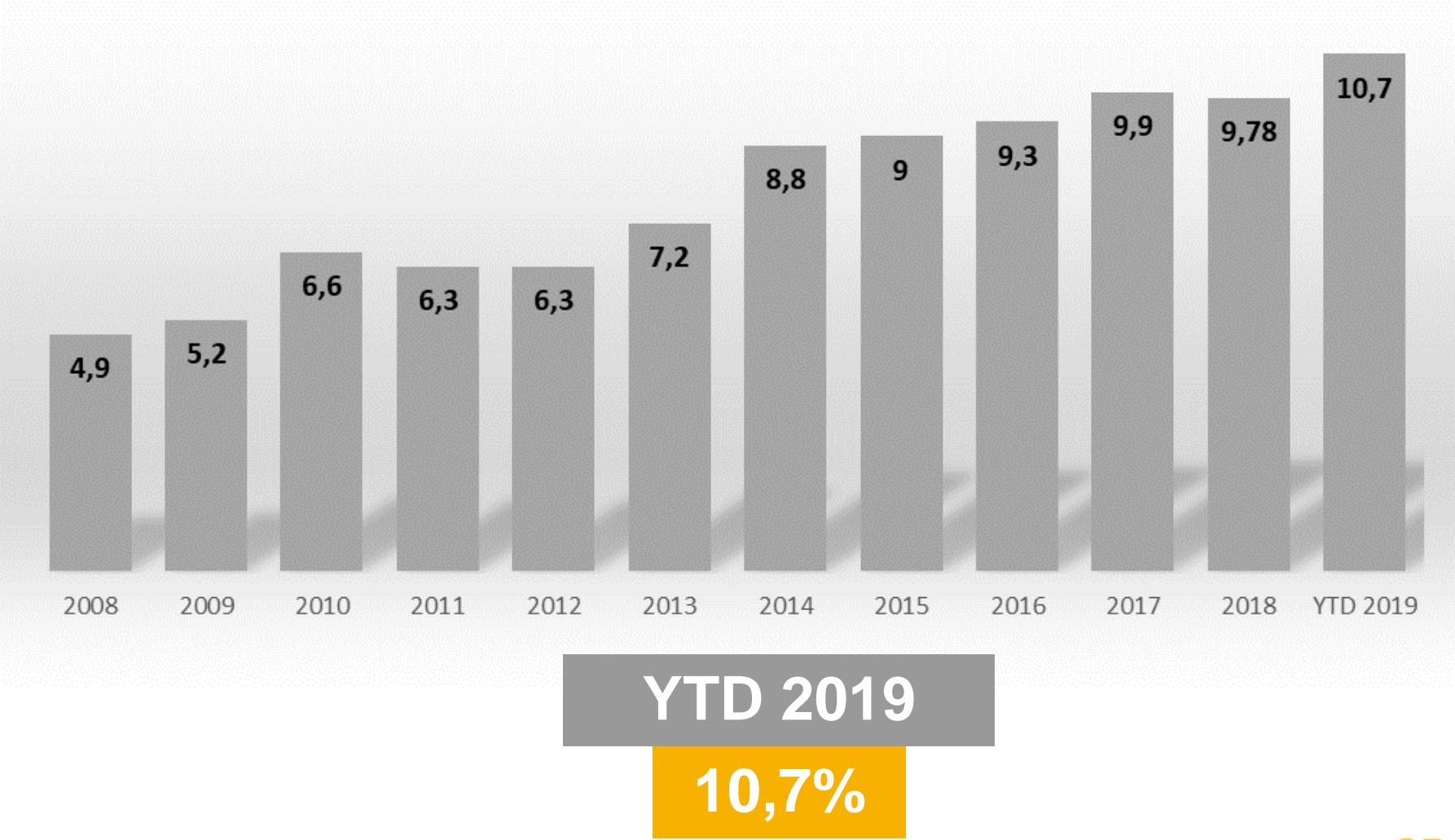
## Volumi



## Quota di mercato



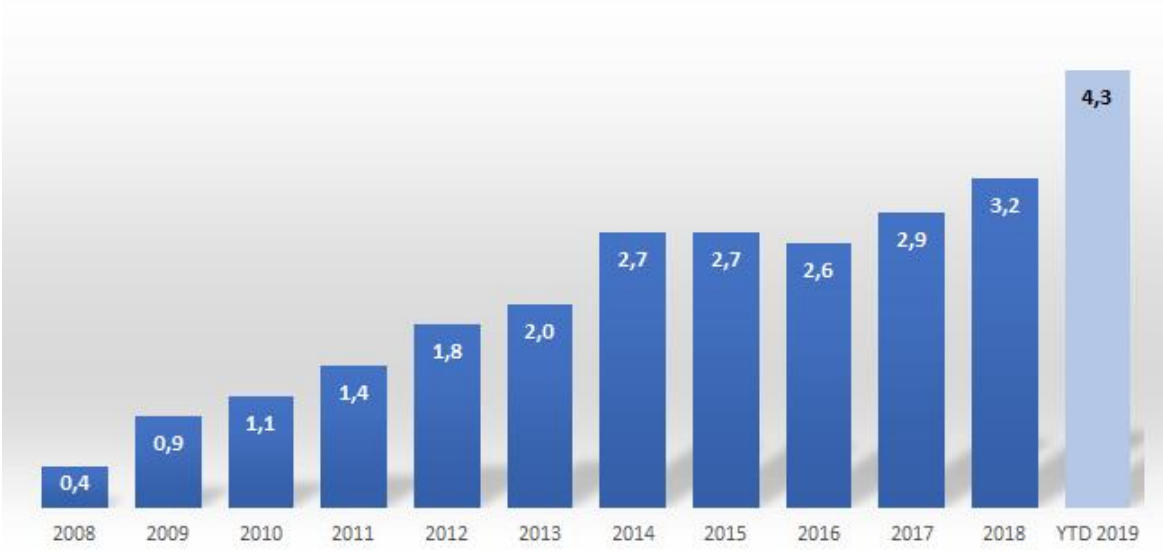
# QUOTA DI MERCATO GRUPPO (AUTOVETTURE + VEICOLI COMMERCIALI)



# QUOTA DI MERCATO RENAULT & DACIA (AUTOVETTURE + VEICOLI COMMERCIALI)



YTD 2019  
6,4%



YTD 2019  
4,3%


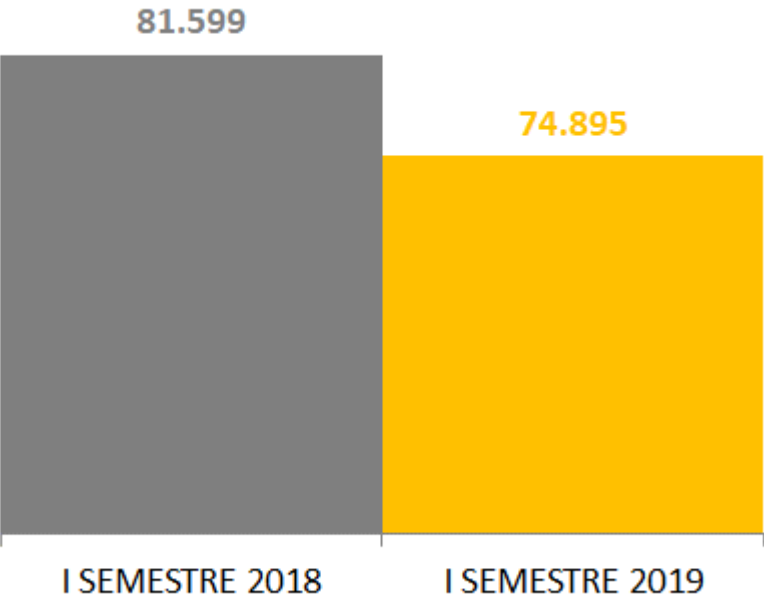
# 02

RISULTATI  
MARCA RENAULT


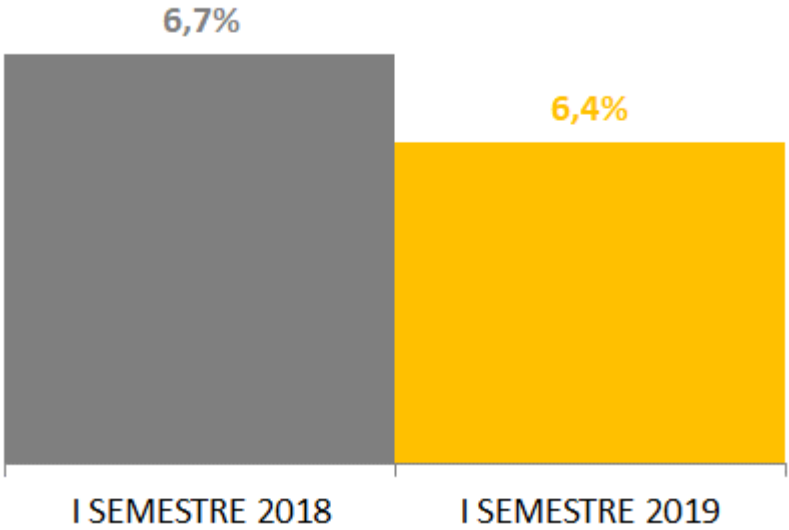
# RISULTATI MARCA RENAULT



## Volumi



## Quota di mercato



CLIO



**27.919**  
**IMMATRICOLAZIONI**



PER IL QUARTO ANNO  
AUTOVETTURA STRANIERA  
PIÙ VENDUTA IN ITALIA

**GROUPE RENAULT**

Confidential C

KADJAR



**9.919**  
**IMMATRICOLAZIONI**



**+16% vs 1° sem 2018**  
**(+1.360 UNITÀ)**

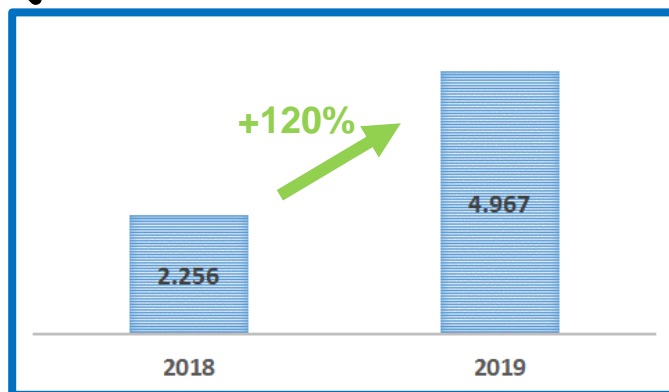
**GROUPE RENAULT**

Confidential C

ZOE



Focus Mercato V.E. Autovetture  
1° sem.



1.335  
IMMATRICOLAZIONI



VETTURA ELETTRICA PIÙ VENDUTA  
IN ITALIA



3x vs 1 sem. 2018 (+900 UNITÀ)



27% DEL MERCATO

**GROUPE RENAULT**

Confidential C

## CAR SHARING ELETTRICO

**700  
VEICOLI Z.E.  
IN CAR SHARING**



**GROUPE RENAULT**

Confidential C

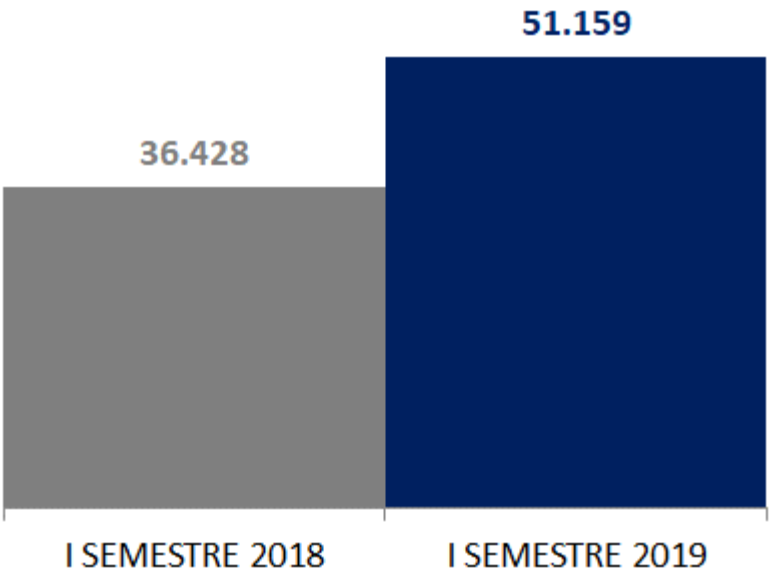
# 03

RISULTATI  
MARCA DACIA

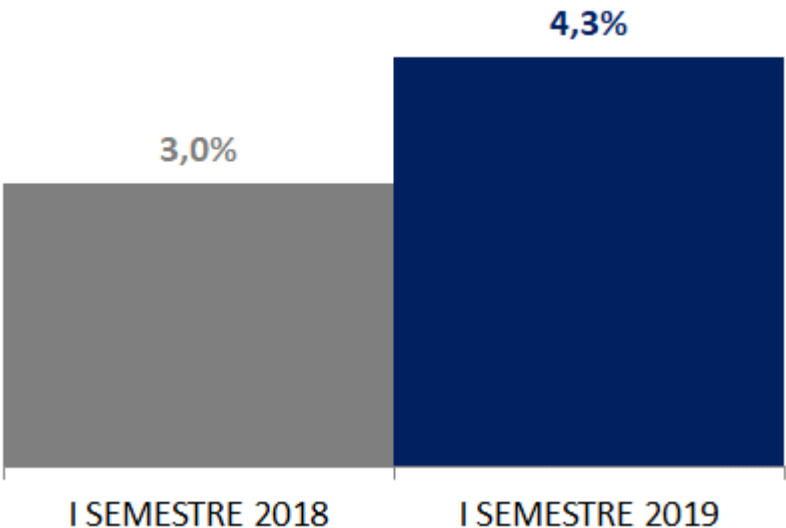
# RISULTATI MARCA DACIA (AUTOVETTURE + VEICOLI COMMERCIALI)



## Volumi




## Quota di mercato




# SANDERO



## 20.342 IMMATRICOLAZIONI

 +26% vs 1°sem 2018  
(+4.200 UNITÀ)

 37% GPL

 30% STREETWAY  
70% STEPWAY

**GROUPE RENAULT**

DUSTER



24. 852  
IMMATRICOLAZIONI



1° VETTURA DEL  
SEGMENTO C



+62% vs 1° sem 2018  
(+9.500 UNITÀ)



48% GPL

**GROUPE RENAULT**

RENAULT 4° MARCA

RENAULT 1° MARCA **VE**

RENAULT SUL **PODIO VEICOLI COMMERCIALI**

**CLIO** AUTO STRANIERA PIU VENDUTA

**DACIA 8° MARCA (+ 3 posizioni vs 2018)**

**DACIA LEADER MERCATO GPL**

**DUSTER 1° AUTOVETTURA SEGMENTO C**

**DUSTER 1° AUTOVETTURA GPL**